

SHAREHOLDERS' USER GUIDE
FOR ATTENDING
THE
21ST VIRTUAL AGM
OF
BANK ASIA LIMITED

Shareholder Interface

The screenshot displays the Shareholder Interface with three main login sections:

- Login As Shareholder:** Features three tabs: Individual, Company, and Proxy. The Individual tab is active, showing fields for BO ID/ Folio No., Shareholder Name, and Total Share, with a LOGIN button below.
- Login As Board Member:** Shows a Board Member ID field and a LOGIN button.
- Login As Bank Asia Employee / others:** Shows a Member ID field and a LOGIN button.

At the top, there are logos for the 25th anniversary of Bangladesh Bank, the UN Sustainable Development Goals (leaving no one behind), and Bank Asia's 20th anniversary (reaching the Unreached).

Individual Login Interface

- Click “**Individual**” Button
- Fill up the following fields
 - BO ID/Folio ID
 - “**Shareholder’s Name**” and “**Total Share**” comes Automatically.
 - For **BO Holder** Have to choose their Date of birth from the calendar.
 - Date of Birth format will show as yy/mm/dd
 - But for **Folio holder** date of birth field will automatically **disappear**.
- Correct Information will activate “**Log in**” Button and allow an **Individual shareholder to log in**.

This screenshot shows the Individual Login Interface with the following data entered:

- Tab: Individual
- BO ID/ Folio No.: 1201470000021711
- Shareholder Name: MD. SHORAB HOSSAIN (LINKON)
- Total Share: 2800
- Date of Birth: 1974-02-15
- LOGIN button is active.

This screenshot shows the Individual Login Interface with the following data entered:

- Tab: Individual
- BO ID/ Folio No.: 005563
- Shareholder Name: MOSTAFA ALAMGIR BHUIYAN
- Total Share: 28
- LOGIN button is active.

Company Login Interface

- Click “**Company**” button.
- Fill up the following field
 - Company Name
 - Authorized Person Name
 - BO ID/Folio ID
 - “**Total Share**” comes Automatically
- **Authorized person name** will be the person who will be assigned from the specific company. In attendance report that name will be counted.
- **Multiple BO ID user** can give minimum five BO ID at a time by Clicking the Pulse sign (+) beside the BO ID field.
- But he has to give the summation of all share that company hold in the “**Number of Shares**” field.
- Correct Information will activate “**Log in**” Button and allow a **Company shareholder to log in**

The screenshot displays the 'Login As Shareholder' interface. At the top, there is a blue header with the text 'Login As Shareholder'. Below the header, there are three tabs: 'Individual', 'Company', and 'Proxy'. The 'Company' tab is currently selected and highlighted. The form contains the following fields:

- Company Name
- Authorized Person Name
- BO ID / Folio No : (with a '+' icon)
- Total Share:

A blue 'LOGIN' button is located at the bottom of the form.

Proxy Login Interface

- Click **“Proxy”** button.
- Fill up the following field
 - BO ID/Folio ID
 - Proxy BO ID/Folio ID
 - If this two-field match with data base
 - **“Shareholder’s Name”**, **“Total Share”**, **“Name of Proxy”** comes Automatically.
- Correct Information will activate **“Log in”** Button and allow a **Proxy shareholder to log in**

Login As Shareholder

Individual Company **Proxy**

BO ID/ Folio No :

Proxy BO ID / Folio ID:

Shareholder's Name:

Total Share:

Name of Proxy:

LOGIN

Shareholder Landing Page

২১ বাব্বিক সান্ধারণ সত্তা

স্বাঙ্ক এশিয়া টাওয়ার
৩২-৩৪ কাঞ্জী নজরুল ইসলাম এডিনিউ
কাঁকরান বাজার, ঢাকা
১২ ফ্লাইট ২০২০
সময়ঃ সকাল ১১:০০ টা

leaving no one behind
to make the world sustainable



20 years
Reaching the Unreached
Bank Asia

Logout
Login: Manik Majumder

Agenda-1
আলোচ্যসূচি- ১

To receive, consider and adopt the Profit and Loss Account of the Company for the year ended on December 31, 2019, and the Balance Sheet as at that date together with the Reports of the Directors and the Auditors thereon.

FAVOR	289
AGAINST	0

৩১শে ডিসেম্বর ২০১৯ ইং এ সমাপ্ত বছরের নিরীক্ষিত আর্থিক প্রতিবেদন এবং তার উপর চেয়ারম্যান, প্রেসিডেন্ট ও ব্যবস্থাপনা পরিচালক পরিচালকমণ্ডলী ও নিরীক্ষকদের প্রতিবেদন গ্রহণ ও অনুমোদন।

মন্তব্য/Comments

Viewer Information

Total Shareholders	Total Shares
18	3142257

Click here to Vote **VOTE HERE**

Click 'Start' to record and send your question
Activate Windows
Go to Settings to activate Windows.
Start Windows.

If Video get Paused or Video Loading Error due to Internet Failure or Bandwidth Dropout Please Refresh the Page.

Vote:

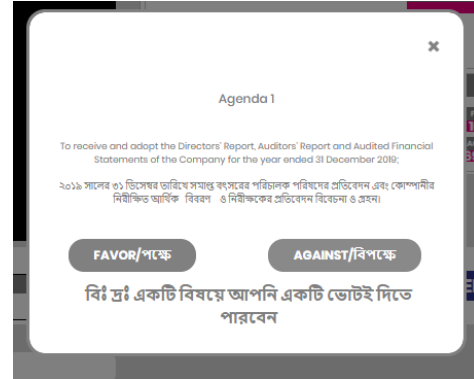
- Click “Vote here” button
- A person can give for an agenda once.
- After giving vote,” Vote Here” button will be disabled for that person.

Click here to Vote

VOTE HERE

Pop-Up window:

- Shareholder can give vote in Favor /Against from the Pop-Up Window.



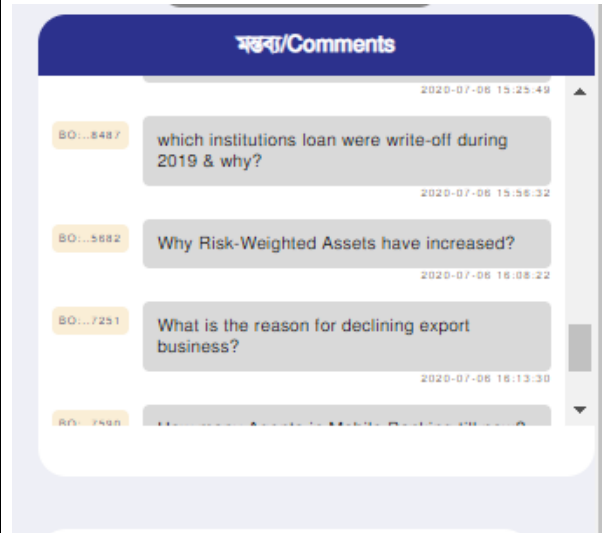
Live Voting Result:

- Total vote count will be shown beside each Agenda
- Voting result count by how many shares are held by shareholders.



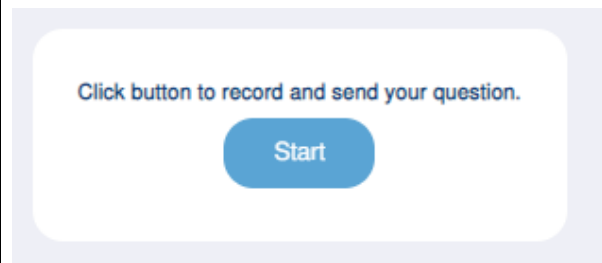
Comment:

- Type your comments in Bangla / English in “Type your comments” field.
- Click the arrow sign which is in the comment bar.
- You will get a confirmation message as “Your comment is successfully submitted”



Audio:

- Click “Start” button
- Start talking (system will allow you to talk for 2-3 minutes. after that will get the stop button automatically)
- When done click “Stop” button
- You will get a success message.



Attendance

- Shareholder can see all shareholder attendance and Total number share.

